

Carroll by Design

— LIGHTING —




NATURALLY SIMPLE

CARROLL BY DESIGN BLENDS
THE VERY BEST IN LIGHTING DESIGN,
MATERIALS, AND QUALITY -
ALL AT AN AFFORDABLE PRICE.



Carroll by Design

LIGHTING



Carroll by Design is blessed with talented artisans who handcraft beautiful, high-quality lanterns and lighting fixtures. Some of the most creative designs on the market today are available through Carroll by Design. Our wide variety of styles and materials lets you choose the perfect lighting solution for your home!

Carroll by Design stands behind every fixture that leaves our studio. It is our ultimate goal that every lighting application you receive from Carroll by Design will exceed all of your expectations.

*Panama shown with antique
finish and natural gas*

LANTERNS

Handcrafted by
artisans in the
United States
Lanterns are
available in both
gas or electric



ABACO

The distinctive rounded copper roof presented on the Abaco provides a soft silhouette on an otherwise traditional lantern. The Abaco features tempered glass, copper construction, and is available with either gas or electric components.



LIGHTING OPTIONS:

- Natural Gas
- Liquid Propane Gas
- Edison Single Socket
- Candelabra One Socket
- Candelabra Two Socket
- Candelabra Three Socket



MOUNTING OPTIONS:

- Wall Bracket Copper
- Wall Bracket Steel
- Ceiling Yoke Bracket
- Post Mount
- Pendant Mount

DIMENSIONS:

ITEM	H	W	D
Abaco 1	15 $\frac{3}{8}$	7	7 $\frac{3}{4}$
Abaco 2	18	8 $\frac{5}{8}$	9 $\frac{1}{4}$
Abaco 3	20 $\frac{1}{2}$	10 $\frac{1}{8}$	10 $\frac{3}{4}$
Abaco 4	24 $\frac{1}{2}$	12	12 $\frac{5}{8}$

FINISH OPTIONS:

-  Natural
-  Antique
-  Black

Download complete specifications
at carrollbydesign.com



BAY VIEW

This slim design is the perfect fixture when you need a statement piece in narrow space or to accentuate a high ceiling. The graceful curve of the roof gives the Bay View a bit of extra drama. The Bay View is available with either gas or electric components and is constructed with tempered glass and copper.



LIGHTING OPTIONS:

- Natural Gas
- Liquid Propane Gas
- Edison Single Socket
- Candelabra One Socket
- Candelabra Two Socket
- Candelabra Three Socket

MOUNTING OPTIONS:

- Wall Bracket Copper
- Wall Bracket Steel
- Ceiling Yoke Bracket
- Post Mount
- Pendant Mount

DIMENSIONS:

ITEM	H	W	D
Bay View 1	21½	6	6
Bay View 2	24¼	7½	7½
Bay View 3	27½	9	9
Bay View 4	30¼	10½	10½

FINISH OPTIONS:

-  Natural
-  Antique
-  Black

Download complete specifications
at carrollbydesign.com



BOCA

These clean lines and simple, classic design will compliment a broad range of design styles, from modern to traditional. The Boca is available with either gas or electric components and is crafted in hand cut copper and features tempered glass.



LIGHTING OPTIONS:

- Natural Gas
- Liquid Propane Gas
- Edison Single Socket
- Candelabra One Socket
- Candelabra Two Socket
- Candelabra Three Socket


MOUNTING OPTIONS:

- Wall Bracket Copper
- Wall Bracket Steel
- Ceiling Yoke Bracket
- Post Mount
- Pendant Mount

DIMENSIONS:

ITEM	H	W	D
Boca 1	15½	6¾	6¾
Boca 2	17¾	8	8
Boca 3	19¾	9¾	9¾
Boca 4	21¾	10¼	10¼

FINISH OPTIONS:

-  Natural
-  Antique
-  Black

Download complete specifications
at carrollbydesign.com



CAPE COD

This distinctive lantern is perfect for those wanting a touch of whimsy while making a striking statement. The copper top-curl mount and the glass globe of the Cape Cod gives it a stylish flair. The Cape Cod is available only with electric components.



LIGHTING OPTIONS:

- Edison Single Socket

MOUNTING OPTIONS:

- Wall Bracket Copper
- Post Mount
- Pendant Mount

DIMENSIONS:

ITEM	H	W	D
Cape Cod 1	19¼	9⅞	10
Cape Cod 2	22¾	13¼	13⅞

FINISH OPTIONS:

- Natural
- Antique
- Black

Download complete specifications
at carrollbydesign.com



CONTEMPORARY

Defined by simplicity, subtle sophistication, and clean, strong lines the Contemporary embraces an industrial-style and minimalistic atmosphere.

The Contemporary features tempered glass with gas or electric components.



LIGHTING OPTIONS:

- Natural Gas
- Liquid Propane Gas
- Edison Single Socket
- Candelabra One Socket
- Candelabra Two Socket
- Candelabra Three Socket


MOUNTING OPTIONS:

- Wall Bracket Copper
- Wall Bracket Steel
- Ceiling Yoke Bracket
- Post Mount
- Pendant Mount

DIMENSIONS:

ITEM	H	W	D
Contemporary 1	18 ³ / ₄	6 ³ / ₈	6 ³ / ₈
Contemporary 2	20 ³ / ₄	8	8
Contemporary 3	23	9 ³ / ₈	9 ³ / ₈
Contemporary 4	25 ¹ / ₈	10 ¹ / ₄	10 ¹ / ₄

FINISH OPTIONS:

-  Natural
-  Antique
-  Black

Download complete specifications
at carrollbydesign.com



FIRST SOUTHERN

The First Southern's timeless design complements any architectural style, making it a classic and versatile addition to any home. The First Southern is available with gas or electric components and features tempered glass and a copper frame.



LIGHTING OPTIONS:

- Natural Gas
- Liquid Propane Gas
- Edison Single Socket
- Candelabra One Socket
- Candelabra Two Socket
- Candelabra Three Socket

MOUNTING OPTIONS:

- Wall Bracket Copper
- Wall Bracket Steel
- Ceiling Yoke Bracket
- Post Mount
- Pendant Mount

DIMENSIONS:

ITEM	H	W	D
First Southern 1	21	12¼	11
First Southern 2	25½	15¼	12¾
First Southern 3	32	19	15½

FINISH OPTIONS:

- Natural
- Antique
- Black

Download complete specifications
at carrollbydesign.com



GALVESTON

The perfect addition to traditional southern home, the Galveston reflects the vintage charm and elegance of a bygone era. The Galveston is available with gas or electric components and features tempered glass and a copper frame.



LIGHTING OPTIONS:

- Natural Gas
- Liquid Propane Gas
- Edison Single Socket
- Candelabra One Socket
- Candelabra Two Socket
- Candelabra Three Socket

MOUNTING OPTIONS:

- Wall Bracket Copper
- Wall Bracket Steel
- Ceiling Yoke Bracket
- Post Mount
- Pendant Mount

DIMENSIONS:

ITEM	H	W	D
Galveston 1	16¾	9½	10½
Galveston 2	21	11	12
Galveston 3	24¼	13	14
Galveston 4	29	15¾	16¾

FINISH OPTIONS:

- Natural
- Antique
- Black

Download complete specifications
at carrollbydesign.com



HURON

The Huron presents a refreshing update to the traditional carriage-house shape lantern. The clean lines and charming simplicity make the Huron a great choice for any décor or style. The Huron is available with gas or electric components and features tempered glass and a copper frame.



LIGHTING OPTIONS:

- Natural Gas
- Liquid Propane Gas
- Edison Single Socket
- Candelabra One Socket
- Candelabra Two Socket
- Candelabra Three Socket

MOUNTING OPTIONS:

- Wall Bracket Copper
- Wall Bracket Steel
- Ceiling Yoke Bracket
- Post Mount
- Pendant Mount

DIMENSIONS:

ITEM	H	W	D
Huron 1	17 ³ / ₄	7	7 ¹ / ₂
Huron 2	21	8 ⁵ / ₈	9 ¹ / ₈
Huron 3	24	10 ¹ / ₈	11 ¹ / ₈
Huron 4	28 ¹ / ₂	12 ¹ / ₈	12 ³ / ₄

FINISH OPTIONS:

-  Natural
-  Antique
-  Black

Download complete specifications
at carrollbydesign.com



KINGSTON

The Kingston's classic style harkens back to a time of elegance and refinement, providing a touch of nostalgia and history to any space. The Kingston is available with a solid or glass top and features tempered glass with gas or electric components.



LIGHTING OPTIONS:

- Natural Gas
- Liquid Propane Gas
- Edison Single Socket
- Candelabra One Socket
- Candelabra Two Socket
- Candelabra Three Socket

MOUNTING OPTIONS:

- Wall Bracket Copper
- Wall Bracket Steel
- Ceiling Yoke Bracket
- Post Mount
- Pendant Mount

DIMENSIONS:

ITEM	H	W	D
Kingston 1	19¼	9½	10½
Kingston 2	22⅞	11	12
Kingston 3	25⅞	13	13¾
Kingston 4	30⅞	15⅞	16⅞

FINISH OPTIONS:

- Natural
- Antique
- Black

Download complete specifications
at carrollbydesign.com



MONTEREY

The graceful curves of the Monterey provides a striking focal point for any style entryway.

The Monterey is available with either gas or electric components and is crafted in hand cut copper and features tempered glass.



LIGHTING OPTIONS:

- Natural Gas
- Liquid Propane Gas
- Edison Single Socket
- Candelabra One Socket
- Candelabra Two Socket
- Candelabra Three Socket

MOUNTING OPTIONS:

- Wall Bracket Copper
- Wall Bracket Steel
- Ceiling Yoke Bracket
- Post Mount
- Pendant Mount

DIMENSIONS:

ITEM	H	W	D
Monterey 1	17¼	10¼	6¾
Monterey 2	19⅞	11¾	7⅞
Monterey 3	22½	13¼	8¼
Monterey 4	25⅞	15¼	9½

FINISH OPTIONS:

-  Natural
-  Antique
-  Black

Download complete specifications
at carrollbydesign.com



MOUNTAIN BROOK

This design has the familiar angles that reflect a comfortable and traditional lantern, while the added chimney and finial give it a more elevated look. The Mountain Brook is available with a solid or glass top and features tempered glass with gas or electric components.



LIGHTING OPTIONS:

- Natural Gas
- Liquid Propane Gas
- Edison Single Socket
- Candelabra One Socket
- Candelabra Two Socket
- Candelabra Three Socket


MOUNTING OPTIONS:

- Wall Bracket Copper
- Wall Bracket Steel
- Ceiling Yoke Bracket
- Post Mount
- Pendant Mount

DIMENSIONS:

ITEM	H	W	D
Mountain Brook 1	17 $\frac{7}{8}$	9 $\frac{1}{2}$	10 $\frac{1}{2}$
Mountain Brook 2	22 $\frac{1}{8}$	11	11 $\frac{3}{4}$
Mountain Brook 3	25 $\frac{7}{8}$	13	13 $\frac{3}{4}$
Mountain Brook 4	30 $\frac{5}{8}$	15 $\frac{5}{8}$	16 $\frac{5}{8}$

FINISH OPTIONS:

-  Natural
-  Antique
-  Black

Download complete specifications
at carrollbydesign.com



*Pacific – shown with the steel
wall mount bracket in the natural
finish with natural gas*



NANTUCKET

This slim design will light up narrow spaces or high ceilings. The addition of the top and bottom copper football finial helps give the Nantucket a sophisticated balance against any backdrop. The Nantucket is available with gas or electric components and features tempered glass.



LIGHTING OPTIONS:

- Natural Gas
- Liquid Propane Gas
- Edison Single Socket
- Candelabra Single Socket
- Candelabra Three Socket




MOUNTING OPTIONS:

- Wall Bracket Copper
- Wall Bracket Steel
- Ceiling Yoke Bracket
- Post Mount
- Pendant Mount

DIMENSIONS:

ITEM	H	W	D
Nantucket 1	23 ³ / ₄	4 ⁷ / ₈	6 ³ / ₈
Nantucket 2	26 ¹ / ₄	6 ³ / ₈	7 ⁷ / ₈
Nantucket 3	32 ³ / ₄	7 ⁷ / ₈	9 ³ / ₈
Nantucket 4	34 ³ / ₄	9 ¹ / ₄	10 ³ / ₄

FINISH OPTIONS:

-  Natural
-  Antique
-  Black

Download complete specifications
at carrollbydesign.com



PACIFIC

Enhance your entryway with the clean, modern design of this industrial-style lantern. The Pacific features a rectangular shape with added softness of tempered glass. The Pacific is crafted from copper and is available with gas or electric components.



LIGHTING OPTIONS:

- Natural Gas
- Liquid Propane Gas
- Edison Single Socket
- Candelabra Single Socket
- Candelabra Three Socket


MOUNTING OPTIONS:

- Wall Bracket Copper
- Wall Bracket Steel
- Ceiling Yoke Bracket
- Post Mount
- Pendant Mount

DIMENSIONS:

ITEM	H	W	D
Pacific 1	14 $\frac{5}{8}$	6 $\frac{3}{8}$	7 $\frac{3}{4}$
Pacific 2	16 $\frac{5}{8}$	7	8 $\frac{1}{4}$
Pacific 3	18 $\frac{7}{8}$	8 $\frac{5}{8}$	9 $\frac{7}{8}$
Pacific 4	20 $\frac{7}{8}$	10 $\frac{1}{8}$	11 $\frac{3}{8}$

FINISH OPTIONS:

-  Natural
-  Antique
-  Black

Download complete specifications
at carrollbydesign.com



PANAMA

The classic lines of the Panama will complement a broad range of design styles, adding warmth and charm to any setting. The Panama is available with gas or electric components and features tempered glass.



LIGHTING OPTIONS:

- Natural Gas
- Liquid Propane Gas
- Edison Single Socket
- Candelabra One Socket
- Candelabra Two Socket
- Candelabra Three Socket




MOUNTING OPTIONS:

- Wall Bracket Copper
- Wall Bracket Steel
- Ceiling Yoke Bracket
- Post Mount
- Pendant Mount

DIMENSIONS:

ITEM	H	W	D
Panama 1	20 $\frac{1}{4}$	7 $\frac{3}{8}$	7 $\frac{5}{8}$
Panama 2	23 $\frac{7}{8}$	8	8 $\frac{1}{4}$
Panama 3	27 $\frac{3}{4}$	9 $\frac{5}{8}$	10 $\frac{1}{8}$
Panama 4	30 $\frac{7}{8}$	11 $\frac{1}{8}$	11 $\frac{5}{8}$

FINISH OPTIONS:

-  Natural
-  Antique
-  Black

Download complete specifications
at carrollbydesign.com



PERDIDO KEY

A clever union of the traditional square frame with the added flair of a top-curl mount, creates a charming style that is truly timeless. The Perdido also features a square chimney and cap to further elevate the design.

The Perdido is available with gas or electric components and features tempered glass.



LIGHTING OPTIONS:

- Natural Gas
- Liquid Propane Gas
- Edison Single Socket
- Candelabra One Socket
- Candelabra Two Socket
- Candelabra Three Socket

MOUNTING OPTIONS:

- Wall Bracket Copper
- Wall Bracket Steel
- Ceiling Yoke Bracket
- Post Mount
- Pendant Mount

DIMENSIONS:

ITEM	H	W	D
Perdido Key 1	21 $\frac{5}{8}$	7	7 $\frac{3}{4}$
Perdido Key 2	25 $\frac{3}{4}$	8 $\frac{5}{8}$	9 $\frac{1}{4}$
Perdido Key 3	28	10 $\frac{1}{8}$	10 $\frac{3}{4}$
Perdido Key 4	32 $\frac{3}{8}$	12 $\frac{1}{8}$	12 $\frac{5}{8}$

FINISH OPTIONS:

-  Natural
-  Antique
-  Black

Download complete specifications
at carrollbydesign.com



ROCKPORT

Inspired by the popular farmhouse style, the Rockport offers an industrial look with a modern twist on the Barnhouse light. The lantern's soft glow from the Edison bulb provides a warm and welcoming atmosphere. The Rockport is available only with electric components.



LIGHTING OPTIONS:

- Edison Single Socket




MOUNTING OPTIONS:

- Wall Bracket Copper
- Post Mount
- Pendant Mount

DIMENSIONS:

ITEM	H	W	D
Rockport 1	12 $\frac{3}{8}$	12 $\frac{1}{2}$	13 $\frac{1}{4}$
Rockport 2	16 $\frac{3}{8}$	14 $\frac{5}{8}$	15 $\frac{3}{8}$

FINISH OPTIONS:

-  Natural
-  Antique
-  Black

Download complete specifications
at carrollbydesign.com



ST. CHARLES

The St. Charles traditional style lantern favors a timeless appeal that's elegant, comfortable, and understated. St. Charles is crafted from copper and tempered glass and is available with a solid or glass top and gas or electric components.



LIGHTING OPTIONS:

- Natural Gas
- Liquid Propane Gas
- Edison Single Socket
- Candelabra One Socket
- Candelabra Two Socket
- Candelabra Three Socket


MOUNTING OPTIONS:

- Wall Bracket Copper
- Wall Bracket Steel
- Ceiling Yoke Bracket
- Post Mount
- Pendant Mount

DIMENSIONS:

ITEM	H	W	D
St. Charles 1	13 ³ / ₄	9 ³ / ₄	12 ¹ / ₄
St. Charles 2	17	11	13
St. Charles 3	20 ³ / ₈	12 ⁵ / ₈	14 ¹ / ₂
St. Charles 4	25	14 ⁷ / ₈	16 ⁷ / ₈
St. Charles 5	29 ¹ / ₂	17 ¹ / ₂	19 ⁵ / ₈
St. Charles 6	35	20 ¹ / ₂	22 ¹ / ₂

FINISH OPTIONS:

-  Natural
-  Antique
-  Black

Download complete specifications at carrollbydesign.com



ST. ELIAS

The St. Elias exudes a sense of refined elegance, a modern take on the classic gas lanterns, making it the perfect addition to any home seeking to create an atmosphere of warmth and sophistication. The St. Elias is crafted from copper and tempered glass and is available with gas or electric components.



LIGHTING OPTIONS:

- Natural Gas
- Liquid Propane Gas
- Edison Single Socket
- Candelabra One Socket
- Candelabra Two Socket
- Candelabra Three Socket




MOUNTING OPTIONS:

- Wall Bracket Copper
- Wall Bracket Steel
- Ceiling Yoke Bracket
- Post Mount
- Pendant Mount

DIMENSIONS:

ITEM	H	W	D
St. Elias 1	20½	7¾	7¾
St. Elias 2	23	8	8¼
St. Elias 3	26¾	9¾	10¼
St. Elias 4	29¾	11¼	11¾

FINISH OPTIONS:

-  Natural
-  Antique
-  Black

Download complete specifications
at carrollbydesign.com



YORK

The substantial but elegant York creates a tranquil environment that beckons visitors to stay awhile. The York features a unique top chimney cap with tempered glass and is available with gas or electric components.



LIGHTING OPTIONS:

- Natural Gas
- Liquid Propane Gas
- Edison Single Socket
- Candelabra One Socket
- Candelabra Two Socket
- Candelabra Three Socket

MOUNTING OPTIONS:

- Wall Bracket Copper
- Wall Bracket Steel
- Ceiling Yoke Bracket
- Post Mount
- Pendant Mount

DIMENSIONS:

ITEM	H	W	D
York 1	17 $\frac{7}{8}$	10	6 $\frac{1}{4}$
York 2	20 $\frac{1}{2}$	11 $\frac{1}{2}$	7
York 3	23	13	8 $\frac{3}{8}$
York 4	26 $\frac{1}{2}$	15	9 $\frac{1}{8}$

FINISH OPTIONS:

-  Natural
-  Antique
-  Black

Download complete specifications
at carrollbydesign.com



*Wedgewood - shown with brown
beam and vintage round Edison bulbs*

CHANDELIERS

Satisfy your
distinctive style
with the unusual
beauty and
bold elegance
of these unique
handcrafted
chandeliers





Wedgewood - shown with gray wash beam and vintage round Edison bulbs

WEDGEWOOD

Blending rustic, industrial, and modern materials gives the Wedgewood a unique one-of-a-kind style! The Wedgewood is made from a hand-hewed poplar beam and cradle in a matte black bracket with square washers and bolts. This fixture hangs from two open-body turnbuckles attached to a single canopy. Included with the Wedgewood are 40W vintage round Edison bulbs.



Wedgewood - shown with gray wash beam and vintage round Edison bulbs

DIMENSIONS:

ITEM	H	W	D
Wedgewood 4'	60	48	6¼
Wedgewood 5'	60	60	6¼
Wedgewood 6'	72	60	6¼
Wedgewood 7'	84	60	6¼

BULBS:

7 bulbs G95-40w
9 bulbs G95-40w
11 bulbs G95-40w
13 bulbs G95-40w

Download complete specifications at carrollbydesign.com

BEAM FINISHES:



Gray Wash Beam



Brown Beam



CUMBERLAND

The Cumberland is crafted using a poplar beam that we hand-hew. With simple bracketry in matte black, this fixture hangs from two pieces of chain that mount to a single canopy. Included with the Cumberland are 60W giant teardrop-shaped vintage bulbs.



DIMENSIONS:

ITEM	H	W	D
Cumberland 4'	60	48	13 $\frac{1}{8}$
Cumberland 5'	60	60	13 $\frac{1}{8}$
Cumberland 6'	72	60	13 $\frac{1}{8}$
Cumberland 7'	84	60	13 $\frac{1}{8}$

BULBS:

5 Teardrop bulbs-60w
5 Teardrop bulbs-60w
7 Teardrop bulbs-60w
7 Teardrop bulbs-60w

Download complete specifications at carrollbydesign.com

BEAM FINISHES:



Gray Wash Beam



Brown Beam

The Row - Small shown with brown barn wood and giant round squirrel bulb

SCONCES

Reclaimed barn wood and black steel create a rustic approach to modern style



THE ROW - LARGE

These extraordinary sconces combine beautiful wood, cordage, and unique glass bulbs to seamlessly blend old-world materials with a dynamic fashion-forward design. This Row is a perfect accent light for a dining room, bathroom, or anywhere else in your home you may need a small touch of rustic decor!





Shown with gray barn wood and elongated spiral bulb







LIGHTING OPTIONS:

- Elongated Spiral Bulb - 60w

CORD OPTIONS:

-  Hemp
-  Black

WOOD OPTIONS:

-  Teak
-  Brown Barn Wood
-  Rosita Walnut
-  Gray Barn Wood

DIMENSIONS:

ITEM	H	W	D
The Row-Large	25	6	6½

Download complete specifications at carrollbydesign.com



*The Row - Large - shown
with gray barn wood and
elongated spiral bulb*

THE ROW - SMALL

Depending on your aesthetic style and preferences, you can choose different woods and hemp or black cord. The farmhouse look is complimented by an oversized hand-blown Edison bulb which brings in a industrial feel that wraps up the complete package.





Shown with brown barn wood and giant round squirrel bulb







LIGHTING OPTIONS:

- Giant Round Spiral - 60w
- Giant Round Squirrel - 60w

CORD OPTIONS:

-  Hemp
-  Black

WOOD OPTIONS:

-  Teak
-  Brown Barn Wood
-  Rosita Walnut
-  Gray Barn Wood


DIMENSIONS:

ITEM	H	W	D
The Row-Small	16	6	8

Download complete specifications at carrollbydesign.com

CEILING SCONCES

These low profile ceiling sconces in copper have clean lines and feature a two-candelabra bulb component that will light up a large area without taking up much space.



ERIE

This low profile ceiling sconce in copper has clean lines and a square design.



SUPERIOR

This low profile ceiling sconce has a tapered copper frame adding a little flair.




DIMENSIONS:

ITEM	H	W	D
Erie Small	5	10	10
Erie Large	5	12	12
Superior Small	5¼	10	10
Superior Large	5¼	12	12

LIGHTING:

2 candelabra bulbs
 2 candelabra bulbs
 2 candelabra bulbs
 2 candelabra bulbs

FINISH OPTIONS:

-  Natural
-  Antique
-  Black

Download complete specifications at carrollbydesign.com



Turtle Light 2
Shown with natural finish

TURTLE



Our Turtle Lights
are certified by
Florida Fish and
Wildlife and
meet or exceed
all criteria for
Wildlife Lighting

TURTLE LIGHTS

These lanterns are perfect when you are close to the shore, but need additional lighting for a pathway or deck, but insist on something wildlife friendly. This light meets the criteria set forth by Florida Fish and Wildlife and is certified as wildlife friendly.



TURTLE LIGHT 1

This beautiful lantern has a unique copper bell-shaped dome that is both minimalistic and trendy.



TURTLE LIGHT 2

The cylindrical copper design, along with the whimsical curl mount, will add style and flair to your seaside space.

Turtle Light 1 and 2 available in natural finish only



DIMENSIONS:

ITEM	H	W	D
Turtle Light 1	8¼	8	11
Turtle Light 2	17½	4¾	8

MOUNTING:


LIGHTING:

Wall Bracket Copper	Edison Single Socket
Wall Bracket Copper	Edison Single Socket

Download complete specifications at carrollbydesign.com



Pacific – shown with natural finish and natural gas



Galveston – shown with natural finish and natural gas

MOUNTING OPTIONS

Our wide variety of mounting options and lantern styles lets you choose the perfect lighting solution for your home. Most lanterns are available in wall bracket copper mount, wall bracket steel mount, ceiling yoke bracket, post mount and pendant mount.



WALL BRACKET COPPER



WALL BRACKET STEEL

NEED HELP

Let our design professionals at Carroll by Design help you decide the most complimentary style for your home or business.

877-633-5124



POST MOUNT



PENDANT MOUNT



CEILING YOKE BRACKET

SHIPPING POLICY

Most products ship within 8-10 business days from the order date. Exceptions may include large orders and/or custom requests. Most items will ship ground (Fedex or UPS) but larger orders will ship out via freight lines. If order arrives via freight line, please inspect your product. If damage is present, please refuse the shipment and have the driver note this on the documents.

We take great care in packaging our products, but damage may occasionally occur. Occasionally products are shipped via common carrier and are strapped and shrink wrapped to a pallet. Once the shipment is placed on a carrier, it becomes the property of the buyer and is the responsibility of the buyer to inspect all delivered goods prior to signing for them. A signature indicates that the goods are received in good condition and there is no apparent damage.

Do not sign/accept damaged boxes. You can accept a partial shipment from most carriers. If not, refuse the entire shipment or make notation on the freight ticket describing the damage. Have the driver make the appropriate notations and sign off on the damage, as well. This will simplify the process of filing a damage claim. Ask the carrier driver what their company policy is for filing the claim and proceed accordingly. If the buyer accepts damaged goods, it is the buyer's responsibility for shipping charges that may incur to send the fixtures back for repair.

RETURN & EXCHANGE POLICY

Carroll by Design will accept a return on any undamaged and uninstalled fixtures within 14 days of date of delivery. The buyer is responsible for return shipping plus a 15% restocking fee. Cancellations will only be accepted if requested within 24 hours of your order. No returns will be accepted on fixtures with any requested customization. Your purchase contains a 1 year warranty, the bulb is not included in this warranty.

The provided light-bulb(s) with any catalogued product is not manufactured by Carroll by Design and therefore not included in this warranty. This warranty is void and null if the product(s) were altered in any way by another company, dealer, representative, or individual. Freight damages are not considered manufacturing defects and claims are to be filed with the carrier. Carroll by Design is not responsible for any shipping or freight cost incurred by the warranty claim without prior written agreement from an authorized Carroll by Design representative.

Due to use of natural materials and the hand-made nature of Carroll by Design products, slight variances should be expected and are not a result of a manufacturing defect. These variances may include but are not limited to size. This warranty is applied under normal indoor residential or commercial use of the product(s). The warranty is not valid in situations caused by exposure to water, sun, salt water air, chemicals, normal wear and tear, or any use for which the product(s) was not designed for. Carroll by Design uses copper, steel, and natural wood products and as such, movement and color variation should be expected and are not covered by this warranty. Reclaimed materials may contain nail holes, cracks, chips, and other surface imperfections that are considered inherent characteristics and are not covered by this warranty.

877-633-5124

CUSTOMERSERVICE@CARROLLBYDESIGN.COM



“KEEP YOUR FACE TO THE SUNSHINE
AND YOU CANNOT SEE A SHADOW.”

– HELEN KELLER

Carroll by Design
— LIGHTING —

877-633-5124 | customerservice@carrollbydesign.com | carrollbydesign.com